





SKY P&P

SKY P&P is a full height vertical, modern designed refrigerated plug-in cabinet with condensation unit at the bottom of the cabinet. Condensation unit below the cabinet is very low and occupies an extremely small space, which increases the total display area of SKY P&P cabinets. The condensate unit is installed in a pull-out drawer, which enables **easy access for maintenance**.

SKY P&P is available in two height versions with or without double glass frameless doors. Fully LED illuminated cabinet provides great visibility of displayed products and enhances their visual appearance. The premium look of the cabinet is complement with **glass top canopy**, transparent door handles and stainless steel air grid and stainless steel bumper. SKY P&P comes as **WINE version** as well, with mirror

effect and special designed stainless steel shelves. It is ideal to display bottles at an optimal temperature.

Due to implemented natural refrigerant R290 SKY P&P is operating quietly and leaves a smaller footprint on the environment.

Refrigerant: R290

SKY P&P cabinets have unified design, base and bumper height, aligned with NEPTUN S P&P, perfect for side by side placement, a harmonized and engaging refrigeration line.

STANDARD EQUIPMENT

- Glass top canopy (SKY P&P Open)
- Manual night curtain
- Full height frameless glass doors
- Canopy LED lightning
- High efficiency EC fans

CUSTOMIZATION

- Controller options (Danfoss, Carel, Dixell, Wurm, Eliwell)
- Number of shelves
- Horizontal or vertical LED lightning (colour adapted to food group)
- Stainless steel bumper
- PVC bumper
- Complete stainless steel interior version
- WINE version
- Endwalls/Intermediate – blind, panoramic, mirrored
- A variety of interior / exterior colour options

Accessories: wine shelves, meat hangers, front risers, vertical and shelf dividers, shelf and base grids, plexi full height dividers, etc.

OPEN OR DOORS

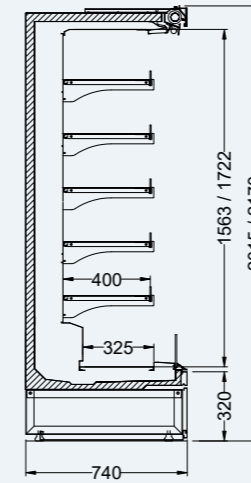
- Member of unified SKY design line – unique glass top edge
- Low front base – maximized total display area
- Condensation unit in pull-out drawer – easy access for maintenance



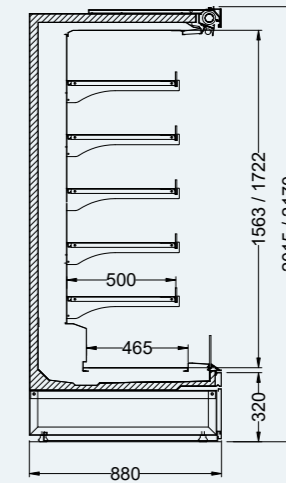
SKY P&P Open

- Glass top canopy – elegant clean design
- Temperature class: M1 / M2 / H1

SKY 74 Open P&P



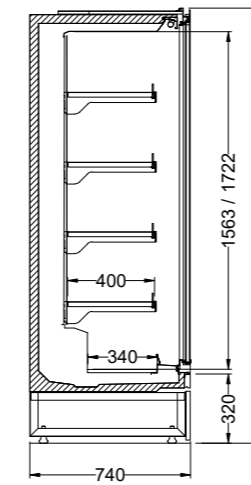
SKY 88 Open P&P



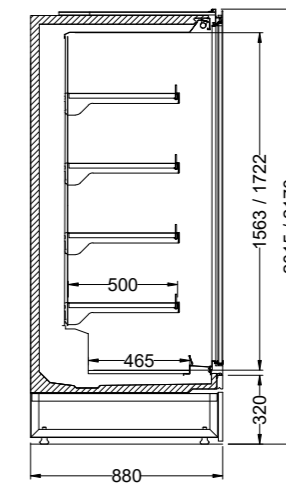
SKY P&P Doors

- Full height frameless glass doors – total visibility of products
- Temperature class: M0 / M1 / M2 / H1

SKY 74 Doors P&P



SKY 88 Doors P&P



Height (mm)	Vizual display (mm)	Depth (mm)	Shelf depth (mm)	Lenght (mm)				Temperature class*		
				938	1250	1875	2500	M0	M1	M2
2015	1563	740	400	✓	✓	✓	✓	Doors	Open Doors	Open Doors
		880	500	✓	✓	✓	✓			
2170	1722	740	400	✓	✓	✓	✓	Doors	Open Doors	Open Doors
		880	500	✓	✓	✓	✓			

