

SKY

WSI Refrigeration

REMOTE
VERTICAL CABINETS



RETAIL SYSTEM | PRODUCT





SKY

SKY is a full height vertical refrigerated cabinet with modern and elegant external design which will draw the customer to a more pleasurable experience and inviting to reach in for something fresh. With the highest of quality production techniques and advanced controllers for optimal operation, SKY cabinet provides **low energy consumption**, maximum visibility of the products and perfect cooling performance. The premium look of the cabinet is complement with **glass top canopy**, stainless steel air grid and stainless steel bumper. Evaporator position at the back of the cabinet allows easy cleaning of the base tank.

SKY has large selection of configuration including **WINE** and **ROLL-IN** version. SKY WINE cabinet belongs to the premium class of refrigerated furniture with mirror effect and special de-

signed stainless steel shelves. It is ideal to display bottles at an optimal temperature.

Refrigerant: R744 or HFC

SKY cabinets have unified design, base and bumper height, aligned with **NEPTUN S**, **NEPTUN COMBO S** and **COMET S**, perfect for side by side placement, **a harmonized and engaging refrigeration line.**

STANDARD EQUIPMENT

- Glass top canopy (SKY Open)
- Automatic night curtain
- Full height frameless glass doors
- Canopy LED lightning
- High efficiency EC fans
- Electronic expansion valve
- Stainless steel bumper


CUSTOMIZATION

- Controller options (Danfoss, Carel, Dixell, Wurm, Eliwell)
- Number of shelves
- Horizontal or vertical LED lightning (colour adapted to food group)
- Complete stainless steel interior version
- WINE version
- ROLL-IN version (M1 / M2 / H1)
- Endwalls/Intermediate – blind, panoramic, mirrored
- A variety of interior / exterior colour options

Accessories: wine shelves, meat hangers, front risers, vertical and shelf dividers, shelf and base grids, etc.

OPEN OR DOORS

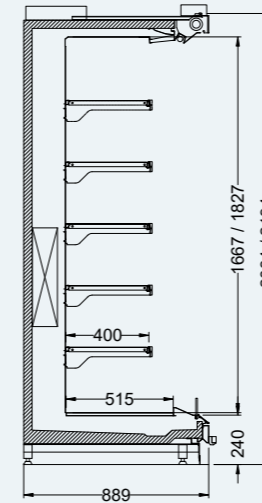
- Member of unified SKY design line – unique glass top edge
- Low front base – maximized total display area
- Evaporator at the back – empty base allows easy cleaning
- Stainless steel base – longer lifetime



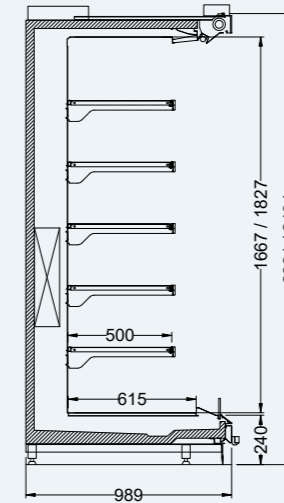
SKY Open

- Glass top canopy – elegant clean design
- Temperature class: M1 / M2 / H1

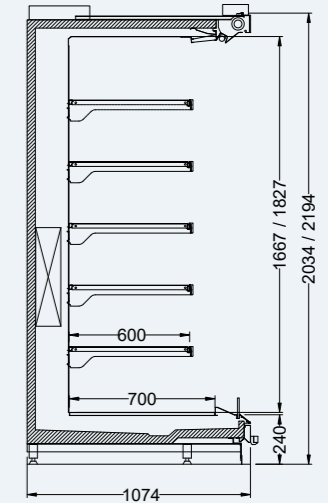
SKY 89 Open



SKY 99 Open



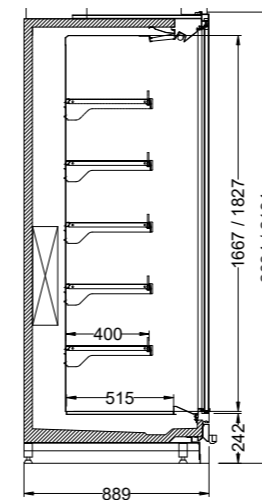
SKY 107 Open



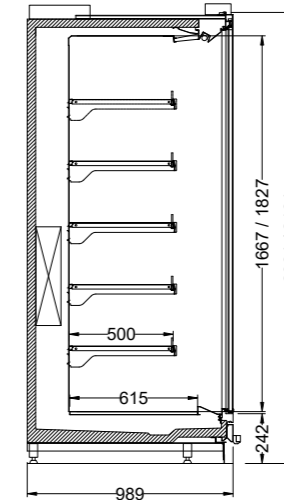
SKY Doors

- Full height frameless glass doors – total visibility of products
- Temperature class: M0 / M1 / M2 / H1

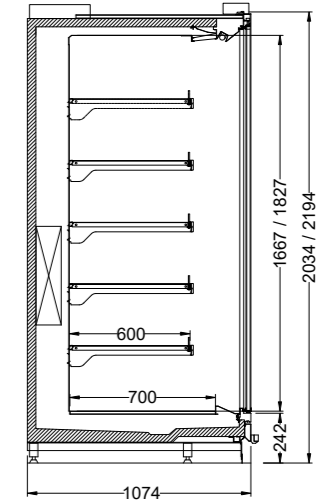
SKY 89 Doors



SKY 99 Doors



SKY 107 Doors



Height (mm)	Vizual display (mm)	Depth (mm)	Shelf depth (mm)	Lenght (mm)				Head Piece Lenght (mm)		Temperature class*			
				1250	1875	2500	3750	1955	2210	M0	M1	M2	H1
2034	1667	889	400	✓	✓	✓	✓	✓	✓	Doors	Open Doors	Open Doors	Open Doors
		989	500	✓	✓	✓	✓	✓	✓				
		1074	600	✓	✓	✓	✓	✓	✓				
2194	1827	889	400	✓	✓	✓	✓	✓	✓	Doors	Open Doors	Open Doors	Open Doors
		989	500	✓	✓	✓	✓	✓	✓				
		1074	600	✓	✓	✓	✓	✓	✓				

SKY Headcase

- Ideal finish of back to back SKY wall cabinets
- No transition between wall cabinet and head case
- Meeting the need for central layout positioning
- Ideal for large store formats
- Available in Open or Door version

SKY Headcase



SKY FV:

- Perfect display of fruit or vegetables
- Preserving produce freshness through optimal air circulation
- Tilted shelves for easy product accessibility
- Maximum visibility due to top mirror reflection

SKY FV

